

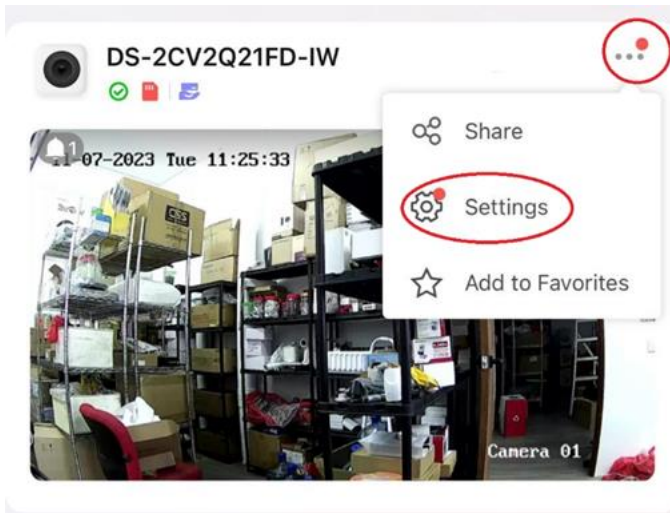


VEID ENTERPRISES PTE LTD  
642 Rowell Road #02-119,  
Singapore 200642.

Tel: +65 6599 6805 Fax: +65 6251 1287  
Email: sales@veid.net

## How to initialise memory card for Hikvision DS-2CVQ21FD-IW Wireless IP Camera

- 1) In Hik-Connect App, click on ... and select Settings.

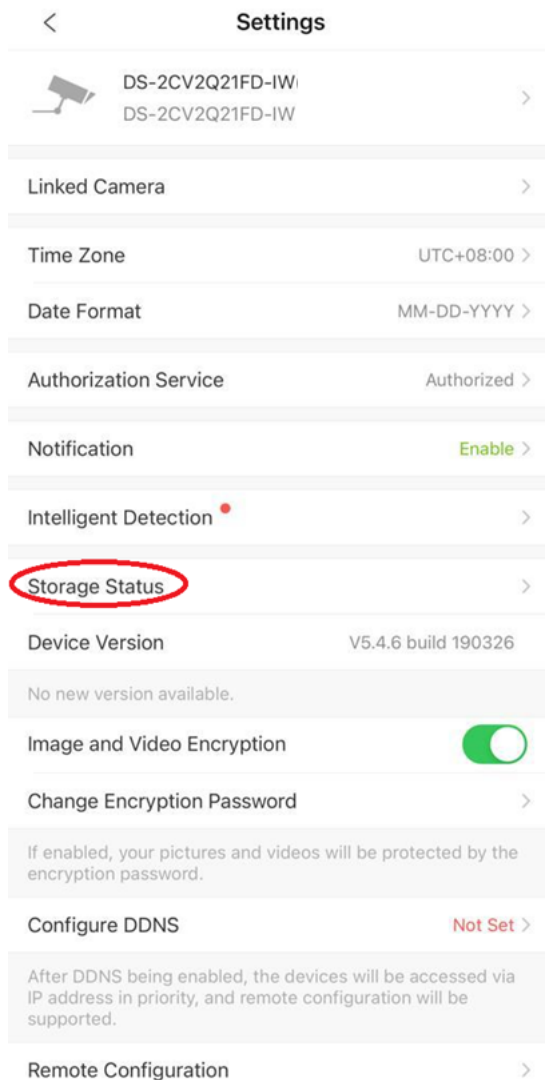




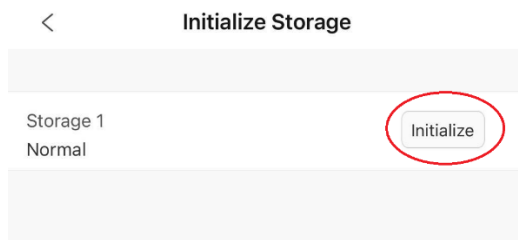
**VEID ENTERPRISES PTE LTD**  
642 Rowell Road #02-119,  
Singapore 200642.

Tel: +65 6599 6805 Fax: +65 6251 1287  
Email: sales@veid.net

2) Click on Storage Status



3) Select Initialise button to start format





**VEID ENTERPRISES PTE LTD**  
642 Rowell Road #02-119,  
Singapore 200642.

Tel: +65 6599 6805 Fax: +65 6251 1287  
Email: sales@veid.net

- 4) It will start initializing. Once it reached 100%, the memory card is format and ready for recording.

