

VEID



VEID ENTERPRISES PTE LTD
642 Rowell Road #02-119,
Singapore 200642.

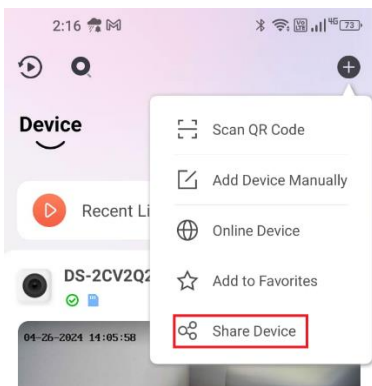
Tel: +65 6599 6805 Fax: +65 6251 1287
Email: sales@veid.net

VEID

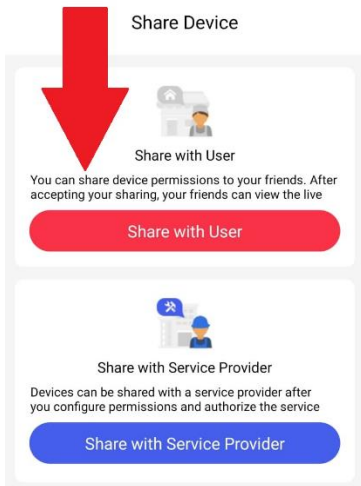
VEID

How to share Hikvision IP camera to other user through Hik-Connect App

- 1) Launch Hik Connect app.
- 2) Click on the '+' button on the app. (Top Right Corner)
- 3) Select 'Share Device'.



- 4) Click on the 'Share with User'.



- 5) Enter Email or the Mobile Phone Number to be share.

VEID

VEID

VEID

VEID

VEID

VEID

VEID

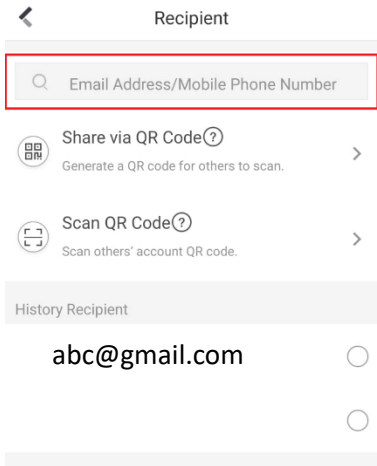
VEID

VEID

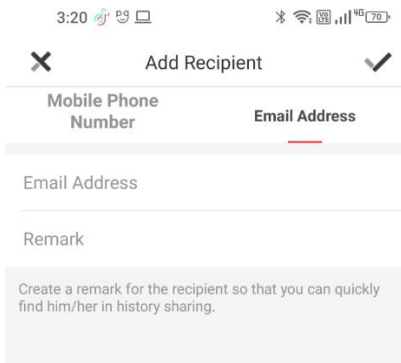


VEID ENTERPRISES PTE LTD
642 Rowell Road #02-119,
Singapore 200642.

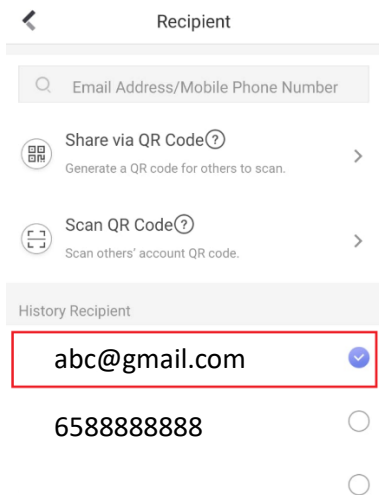
Tel: +65 6599 6805 Fax: +65 6251 1287
Email: sales@veid.net



6) Add Recipient by Email / Mobile Phone Number. Then click '✓'.



7) New Recipient Added



8) Click 'OK' to set permission.

VEID

VEID

VEID

VEID

VEID

VEID



VEID ENTERPRISES PTE LTD
642 Rowell Road #02-119,
Singapore 200642.

Tel: +65 6599 6805 Fax: +65 6251 1287
Email: sales@veid.net

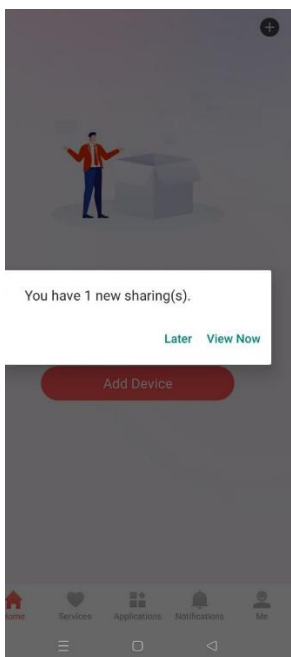


VEID

VEID

VEID

9) Click on 'View Now' on recipient Hik-Connect App.



10) Click on 'Accept' button to proceed.

VEID

VEID

VEID

VEID

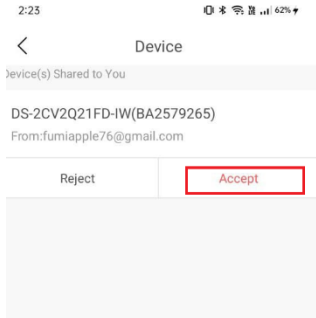
VEID

VEID

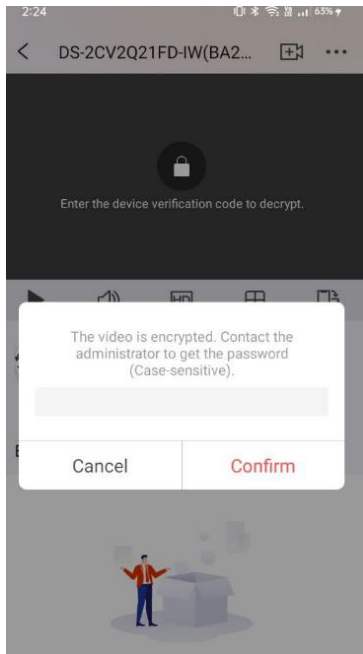


VEID ENTERPRISES PTE LTD
642 Rowell Road #02-119,
Singapore 200642.


Tel: +65 6599 6805 Fax: +65 6251 1287
Email: sales@veid.net



11) Enter verification code and click 'confirm' button.



12) You can get verification code at the bottom of the camera.



VEID

VEID

VEID

VEID

VEID

VEID